

Life. Work. Etc.



Table of Contents - Seating

Bernadette



Pillows **21**
COIPIL0101 (Pkg. 2)



Round Pouf **21**
COIPFS0101 Indoor
COIPFS0102 Outdoor



Squircle Pouf **21**
COIPFS0201 Indoor
COIPFS0202 Outdoor



42" Round Bean Bag **21**
CO2BBG0101

Table of Contents - Seating

Amos



Lounge Chair **23**
CO1LNG0101 Nocturnal Light Grey
CO1LNG0102 Nocturnal Dark Grey

Behl



Lounge Chair **25**
CO2LNG0201

Chet



Sofa **28**
CO1SOF0101



Lounge Chair **28**
CO1LNG0301



Ottoman **28**
CO1OTTO101

Table of Contents - Seating

Clarette



Armless One Seat Lounge 32
CO2LNG0501



Right Arm One Seat Lounge 32
CO2LNG0601



Left Arm One Seat Lounge 32
CO2LNG0701



Arms One Seat Lounge 32
CO2LNG0801



90 Degree Inside Corner 33
CO2LNG0901

Table of Contents - Seating

Clarette



Ottoman **33**
CO2OTT0101 30"x26"
CO2OTT0201 30"x30"



Lumbar Pillow **33**
CO2PIL0101

Ganging Bracket Kit **33**
CO2BKTO101

Table of Contents - Seating

Deker



Upholstered Side Chair, Wood Leg
COISDC0101

36



Side Chair, Wood Leg

COISDC0102 Black (Pkg. 1)
COISDC0102-2 Black (Pkg. 2)
COISDC0103 Taupe (Pkg. 1)
COISDC0103-2 Taupe (Pkg. 2)
COISDC0104 Dark Grey (Pkg. 1)
COISDC0104-2 Dark Grey (Pkg. 2)

36



Side Chair, Metal Leg

COISDC0201 Black (Pkg. 1)
COISDC0201-2 Black (Pkg. 2)
COISDC0202 Taupe (Pkg. 1)
COISDC0202-2 Taupe (Pkg. 2)
COISDC0203 Dark Grey (Pkg. 1)
COISDC0203-2 Dark Grey (Pkg. 2)

37



Side Chair, Removable Cushion

COISDC0301 Black (Pkg. 1)
COISDC0301-2 Black (Pkg. 2)
COISDC0302 Taupe (Pkg. 1)
COISDC0302-2 Taupe (Pkg. 2)
COISDC0303 Dark Grey (Pkg. 1)
COISDC0303-2 Dark Grey (Pkg. 2)

37

Dora



Lounge Chair

COILNG0201 Nocturnal Light Grey
COILNG0202 Nocturnal Dark Grey

39

Table of Contents - Seating

Eliza



Barstool
CO1STL0301-2 (Pkg. 2)

41

Irma



Side Chair, Metal Leg
CO1SDC0401 Black
CO1SDC0402 Off-White

43



Barstool, Metal Leg
CO1STL0101 Black
CO1STL0102 Off-White

43



Side Chair, Wood Leg
CO1SDC0501 Cloudy Day Light Grey
CO1SDC0502 Cloudy Day Dark Grey

44



Barstool, Wood Leg
CO1STL0201 Cloudy Day Light Grey
CO1STL0202 Cloudy Day Dark Grey

44

Table of Contents - Seating

Laverick



Lounge Chair 46
 C02LNG0302 Stellar Dark Grey
 C02LNG0304 Stellar Light Grey



Sofa Lounge 46
 C02SOF0102 Stellar Dark Grey
 C02SOF0104 Stellar Light Grey

Milam



Side Chair 48
 C02SDC0101 Natural Finish/Natural Seat
 C02SDC0102 Black Finish/Black Seat
 C02SDC0103 Black Finish/Natural Seat

Osrick



Indoor/Outdoor Stacking Chair 50
 C02SDC0301-04 White Plastic
 C02SDC0302-04 Black Plastic
 C02SDC0303-04 Grey Plastic

Table of Contents - Seating

Tolliver



Lounge Chair **52**
C02LNG0401 Cloudy Day Light Gray
C02LNG0402 Cloudy Day Dark Gray

Vora



Mesh Task Chair **54**
C03TSK0101 Swivel Tilt
C03TSK0201 Knee Tilt

Table of Contents - Tables

Cohen



Side Table

CO1SDT0201
CO1SDT0301
CO1SDT0401
CO1SDT0501

56

Holden



Pull Up Table

CO2PUL0101

58



Side Table

CO2SDT0201
CO2SDT0301

58

Kellen



Nesting Tables

CO1OCC0201 (Set of 2)

60

Table of Contents - Tables

Kitner

	<p>Tables C02MTG0201 Rectangle C02MTG301 Square</p>	<p>62</p>
--	--	------------------

	<p>Bench C02BEN0101</p>	<p>62</p>
--	---	------------------

	<p>Console Table C02CON0201</p>	<p>62</p>
--	---	------------------

Oser

	<p>Side Tables C02SDT0401 C02COF0201 C02SDT0501</p>	<p>64</p>
--	---	------------------

Ridella

	<p>Height Adjustable Standing Table C03ADJ0101 48" C03ADJ0102 48" C03ADJ0201 60"</p>	<p>66</p>
--	--	------------------

Seraphina

	<p>Table C02DNG0101 White Ceramic Top C02DNG0102 Walnut Top C02DNG0103 Brown Ceramic Top</p>	<p>68</p>
--	--	------------------

Table of Contents - Tables

Shawn



Side Table
C02SDT0602

70

Siren



Side Table
C01SDT0101

72

Taron



Layering Tables
C01OCC0101 (Set of 3)

74

Table of Contents - Storage

Brutus



Bookcase **76**
CO2BKCO101 Natural
CO2BKCO102 Black

Xanthe



Side Table **78**
CO2SDT0101



Coffee Table **78**
CO2COF0101



Side Board **78**
CO2MDC0101

Table of Contents - Accessories

Dean



Power Center **80**
CO3ELE0101 Black
CO3ELE0102 White

Lilo



Anti-Fatigue Standing Mat **82**
CO3MAT0101

Vernita



Indoor/Outdoor Planters **84**
CO2PLN0101 Large
CO2PLN0201 Medium
CO2PLN0301 Small

Willow



Charging Hub **86**
CO3ELE0201 Walnut with Black Braided Cord
CO3ELE0202 Black with Black Braided Cord

General Information

Contact Information

ETC. by National
1610 Royal Street
Jasper, Indiana 47546

To order literature, check order status, and check lead times on-line, please visit us at NationalOfficeFurniture.com.

Telephone: 800.482.1717

Fax: 866.418.8516

E-mail customer service: Service@NationalOfficeFurniture.com

Ordering Procedures

For prompt delivery, all orders **MUST** include:

1. Purchase Order Number (on each page of order)
2. Billing Address
3. "Ship To" Information
4. Special Shipping Instructions (requested ship or delivery dates, ship complete or split shipments, and tags if applicable)
5. Complete Model Numbers
6. Net Price

National does not accept orders verbally. Fax or e-mail orders directly to:

Fax: 866.418.8516

E-mail: Orders@NationalOfficeFurniture.com

(This e-mail requires an attached PDF order. General correspondence should go through Service@NationalOfficeFurniture.com.)

Order Confirmation

All complete orders will be acknowledged with ship dates **upon entry of a clean, credit approved order** into our system. This acknowledgement is the final agreement between National and the customer superseding all previous communications regarding the order.

NOTE: Please examine this acknowledgement carefully and advise National immediately of any discrepancies.

Changes and Cancellations

We regret that changes and cancellations are not possible once your order is entered into our system. In order to support our lead time commitments, orders are scheduled into our production cycle immediately upon order entry.

This includes changes/cancellations to all Etc. models.

Please contact customer service for assistance.

Terms and Pricing

- Prices are list prices for shipment within the continental United States.
- Price subject to change without prior notice.
- Merchandise will be billed at prices prevailing at time of placing order.
- Distribution of this price list does not itself constitute an offer to sell.
- Orders can be received only from authorized Etc. by National Dealers.
- **Contact Customer Service for Contract Eligibility**

Terms and Conditions of Sale

http://www.nationalofficefurniture.com/NOF/media/documents/nof_terms_order_acknowledgements.pdf

Product Design

National reserves the right to make changes in design, specifications, and construction and to discontinue products without prior notice. Dimensions referenced in this book are nominal.

Shipping/Freight

Products are priced and will be delivered C.P.T. 1 contiguous U.S. destination, 1 Canadian destination, or 1 port of exit, freight prepaid (Incoterms 2010). Title shall transfer with risk of loss.

National reserves the right to select the most appropriate shipping terms.

Delivery Hours

Pricing is based on standard delivery between 8am and 3pm Monday through Friday.

Special Delivery Services

Any charges incurred from failure to receive a shipment, rerouting while in transit, or carrier storage charges are not included in prices shown and will be billed to the "sold to" account number on the order. Detention charges may be incurred for untimely off-loading of product.

Any order requiring **Special Delivery Services will incur additional charges.**

All such requirements must be noted on the purchase order. These are services that are not included in the price of the product or require the usage of specialized carriers. Examples of such Special Delivery services include:

- **Inside Delivery**
Minimum \$50 charge
- **Non-Standard Delivery Time (before 7:00am or after 5:00pm)**
Contact customer service for charges and availability
- **Non-Dock Delivery**
Minimum \$50 charge
- **JIT Delivery (specific day and/or time)**
Orders under \$25,000 list will incur a minimum \$125 charge
- **Weekend Delivery (Friday after 5:00pm until 7:00am Monday morning)**
Minimum \$500 charge per delivery
- **Residential Delivery**
For Products that meet Small Parcel Fedex Ground Requirements and are re-quested to ship to a Residential Address will incur additional freight charges. Freight charges are 5% of List price addition for products that are in zones 1-5 and an 8% of List price addition for products that are in zone 6-8. This is only available in 48 contiguous states. Please see the following link for zones <http://www.fedex.com/ratetools/RateTools.Main.do?method=SetupFindZones>

Contact customer service if you are not sure if your order requires 1 or more of the above services. We will make every attempt to avoid the additional charges by giving options on what we can accommodate within our standard delivery price.

General Information

Carrier Selection

National reserves the right to select the most appropriate mode of shipment. National relinquishes all responsibility for the goods shipped upon a clean receipt from the carrier. Customer bears the risk of loss or damage during shipment.

Packaging

National's standard method of shipping is to carton all items. Certain full truck load items may qualify for special consideration. Contact customer service for guidelines. International shipments can be crated at the customer's request. The expense of crating or specialized packaging will be the responsibility of the customer.

Loss, Damage, or Delay

National shall not be liable for loss, damage, detention, or delay resulting from causes beyond its reasonable control including but not limited to fire, strike, weather, wreck, or delay in transportation. In the event of delay due to any such cause, the delivery date will be postponed by such length of time as may be reasonably necessary to compensate for the delay.

Claim Process for Merchandise Damage/Shortage/Carrier Delay

All the products produced by National are carefully inspected and properly cartoned prior to shipment. All shipments are delivered to the transportation company in good condition. If you receive a shipment that has damage, product shortage, or delivery has been delayed by the transportation carrier, **the following steps must be taken:**

1. Before signing for merchandise, **make notation** of all visible damage, shortages, and/or time of truck arrival on the freight bill (bill of lading).
2. **Contact National customer service within 15 calendar days of goods receipt to report issue.** We will advise whether a freight claim will need to be filed based on the mode of transportation. Claims must be filed by dealer on Redistribution/LTL carrier shipments. Claim will be disputed if product is moved from original consignee location.
3. If claim must be filed, carrier must be contacted **within 15 calendar days of goods receipt.** Retain all shipping cartons for inspection by the carrier agent.
4. **Copy of Carrier Disposition Letter must be sent to National** to receive additional credit on concealed damage issues via Redistribution/LTL carrier shipments.

For Concealed Damage, follow steps 2 through 4.

Claim Process for Warranty Issues

If a warranty issue is discovered, contact customer service immediately. To file the warranty claim, the following information is required:

- Asset tag and warranty number are **mandatory** (asset tag can be found under the seat)
- Dealer purchase order number or National acknowledgement number
- Detailed description of issue

Customer service must **pre-approve** all resolutions such as replacement units, service parts, labor, and repair charges. We reserve the right to resolve the issue in the most cost effective manner. All approved resolutions will be assigned an authorization number which must be included on all replacement orders or invoices for reimbursement. Any unauthorized charge will not be the responsibility of National.

Finish Warranty

Minor variations in finish color may occur due to the unique texture and grain of wood.

Finishes, when exposed to ultraviolet rays, may change color. These issues are not warranty defects and will not be the responsibility of National.

Return Merchandise

We discourage product returns due to the likelihood of damage during the return transportation. In the event a product return is necessary, we will make every attempt to help keep the product in the field. Please contact customer service for assistance.

If attempts to keep the product in the field are unsuccessful, National will allow returns on stocking items only with the following stipulations:

- 50% Restocking fee
- Freight Charge prepaid by dealer
- Product NEVER removed from original carton
- Product must be returned within 30 days of RGA issue date
- Credit will not be issued if product returned is damaged

Freight damage, signs of usage, removal from original carton, or missing parts will result in no credit being issued. All returns require written authorization; any unauthorized return will not receive credit.

National will not be responsible for resolving damage claims on returned product.

Discontinuation Policy

National strives to give all business partners advanced notification of surface materials that are scheduled for deletion. Efforts will be made to support discontinued materials as specified in the deletion announcement. Extended lead times and minimum order requirements may apply. Pricing cannot be guaranteed.

Disclaimer

National will make every reasonable effort to maintain our commitments. If surface material changes must occur due to unforeseen circumstances, we will work with you on an alternative recommendation. National reserves the right to cancel or make changes to standard products and surface materials.

Wood Finish Color Matching

Each piece of natural veneer offers unique texture and grain. Minor variations in finish color and value may occur due to the natural characteristics of wood. National carefully selects all materials used in every product ensuring a commercially acceptable color and finish. Factors such as aging and exposure to light alter finishes.

Fabric Color Matching

National will always ship a satisfactory commercial match on fabric. Because of industry dye-lot variation, colors may not match exactly.

Intellectual Property

National® and Etc.™ are registered trademarks of National Office Furniture. Trademarks of other parties are identified wherever possible. National acknowledges their rights.

Sunbrella® is a registered trademark of Glen Raven, Inc.

For more information about our products and services or to find a certified Etc. by National® dealer near you, please visit us at LifeWorkEtc.com or contact our customer service team at 800.482.1717.

General Information

Testing

Casegoods

Etc. brand tables and storage product are tested to ANSI/SOHO S6.5-2008 (R2013) for Small Office and Home Office furniture, developed by the Business and Institutional Furniture Manufacturer's Association (BIFMA) and approved by the American National Standards Institute (ANSI). The tests are conducted by Kimball International's A2LA accredited test lab.

Seating

Etc. Seating product is tested to modified versions of the requirements for X5.1-2017 General- Purpose Office Chair and X5.4-2012 Lounge and Public Seating standards, developed by the Business and Institutional Furniture Manufacturer's Association (BIFMA) and approved by the American National Standards Institute (ANSI). The tests are conducted by Kimball International's A2LA accredited test lab and reflect the full functional loads required by those standards, however, with 50% of the cycling to reflect the intended shorter lifespan of Etc. product. Additionally, proof load tests are not conducted as required by the BIFMA standard.

Warranty

Normal use is defined as the equivalent of a single shift, 40 hour work week. In the event that a product is used more than normal use, the applicable warranty period will be reduced to one-third as listed below). National, at its option, will repair or replace with comparable product any product, part or component shipped after November 18, 2019, if the claim is eligible under the conditions of this warranty. This warranty is valid only if the product is given proper care and maintenance.

Etc. Product

Warranty on Etc. Product is 5 years from date of purchase for all components, textiles, and foam.

Outdoor Product

Warranty on Etc. Outdoor Product is 2 years from date of purchase for all components.

Bernadette Poufs and Beanbags

Warranty on Bernadette Poufs and Beanbags is 5 years for the textile covering material and 1 year from date of purchase for the liner with EPS fill.

Vora Task

LIFETIME WARRANTY

Etc. warrants that each piece of furniture will be free from defects in workmanship given normal use and care for as long as the original customer owns and uses the product. This warranty is valid only if the product is given proper care and maintenance. Normal use is defined as the equivalent of a single shift, 40 hour work week. Etc., at its option, will repair or replace with comparable product any product, part or component, if the claim is eligible under the conditions of this warranty.

LIMITATIONS

Twelve Years Products used in multi-shift applications
Five Years Textiles, Foam, Covering Materials, and Decorative Trim.

Finish Warranty

Minor variations in finish color may occur due to the unique texture and grain of wood.

Exclusions

This warranty does not apply to:

- Damage caused by a carrier
- Normal wear and tear which is to be expected during the period of ownership
- Color, grain, or texture of wood, laminate, and other covering materials
- Non-compliance with installation and maintenance instructions
- Electrical grommets where the box has been opened
- Damages or failures resulting from modifications, alterations, misuse, abuse, or negligence or improper care and maintenance of our products

Follow these procedures to process warranty issues:

1. Contact National Customer Service (800.482.1717) and provide them with the asset tag from the product in question and the purchase order number or acknowledgement number and a detailed description of the warranty issue. **Asset tags are mandatory before the claim can be processed.**
2. Customer Service will determine and pre-approve all resolutions to the claim such as replacement units, labor, and repair charges. Upon approval, resolutions will be assigned an authorization number.
3. The authorization number must be included on all invoices for reimbursement. Any unauthorized charges will not be the responsibility of National.

As the manufacturer of your furniture, we stand behind our craftsmanship and pledge to do everything we can to resolve any problems you may have within the terms of this warranty as quickly as possible.

There are no other warranties except as expressly set forth here, either expressed or implied including any warranty of merchantability or fitness for any particular purpose. We exclude and will not pay consequential or incidental damages under this warranty.

Etc. by National
1610 Royal Street
Jasper, Indiana 47546
800.482.1717
Fax 866.418.8516
www.LifeWorkEtc.com

BACK



Bernadette

Features and Options

Upholstery



Bliss Jade
21201



Bliss Shadow
21202



Bliss Spice
21203



Bliss Wool
21204



Bliss Root
21205



Bliss Hearth
21206



Bliss Ink
21207



Bliss Stream
21208



Bliss Azure
21209



Bliss Icicle
21210



Bliss Slate
21211



Bliss Terra Cotta
21212



Bliss Malbec
21213



Bliss Breeze
21214



Bliss Nautical
21215



Bliss Verdite
21216



Bliss Eclipse
21217



Bliss Cliff
21218



Bliss Raven
21219



Cali Cactus
11601



Cali Beach
11602



Cali Sand
11603



Cali Desert
11604




Cali Sunset
11605




Cali Boardwalk
11606




Cali Pier
11607




Cali Vineyard
11608



Cali Surf
11609



Cali Coast
11610



Cali Boulder
11611

Outdoor Upholstery



Sunfield™ Pearl
SF01




Sunfield™ Navy
SF02



Sunfield™ Taupe
SF03



Sunbrella® Canvas Flax
SN01



Sunbrella® Canvas Granite
SN02



Sunbrella® Cast Slate
SN03



Sunbrella® Cast Petal
SN04



Sunbrella® Cast Breeze
SN05

Bernadette



Model No.	Description	Dimensions	Price	Cubic Feet	Weight
CO1PIL0101	Pillow, Set of 2	16"W 16"H	\$417	2.5	7 lbs.

- Available in all Cali or Bliss fabrics
- Memory foam blend filled insert
- Piping standard on all models
- Some assembly required
- Ships 2 per box
- **Can be shipped small parcel FedEx Ground for an additional upcharge; see page 15 Residential Delivery.**



Model No.	Description	Dimensions	Price	Cubic Feet	Weight
CO1PFS0101	Round Pouf, Indoor	22"W 22"D 19"H	\$473	6.4	21 lbs.

- Available in all Cali or Bliss fabrics
- EPS (Expanded polystyrene) fill material in an internal liner
- Some assembly required
- **Can be shipped small parcel FedEx Ground for an additional upcharge; see page 15 Residential Delivery.**



CO1PFS0102	Round Pouf, Outdoor	22"W 22"D 19"H	\$497	6.4	21 lbs.
------------	---------------------	----------------	-------	-----	---------

- Available in 5 Sunbrella® and 3 Sunfield™ outdoor fabrics
- EPS (Expanded polystyrene) fill material in an internal liner
- Some assembly required
- **Can be shipped small parcel FedEx Ground for an additional upcharge; see page 15 Residential Delivery.**



Model No.	Description	Dimensions	Price	Cubic Feet	Weight
CO1PFS0201	Squirele Pouf, Indoor	19"W 19"D 20"H	\$493	5.6	21 lbs.

- Available in all Cali or Bliss fabrics
- EPS (Expanded polystyrene) fill material in an internal liner
- Some assembly required
- **Can be shipped small parcel FedEx Ground for an additional upcharge; see page 15 Residential Delivery.**



CO1PFS0202	Squirele Pouf, Outdoor	19"W 19"D 20"H	\$517	5.6	21 lbs.
------------	------------------------	----------------	-------	-----	---------

- Available in all 5 Sunbrella® and 3 Sunfield™ outdoor fabrics
- EPS (Expanded polystyrene) fill material in an internal liner
- Some assembly required
- **Can be shipped small parcel FedEx Ground for an additional upcharge; see page 15 Residential Delivery.**



Model No.	Description	Dimensions	Price	Cubic Feet	Weight
CO2BBG0101	42" Round Bean Bag	42"W 42"D 20"H	\$850	3.3	10 lbs.

- Available in Cali or Bliss fabrics
- Memory foam blend filled insert
- Some assembly required
- Comfort wrinkles on the bean bag are an inherent part of the design
- Bean bag features a round black upholstered bottom
- **Can be shipped small parcel FedEx Ground for an additional upcharge; see page 15 Residential Delivery.**

BACK



Amos



Model No.	Description	Dimensions	Price	Cubic Feet	Weight
COILNG0101	Lounge Chair, Nocturnal Light Grey Upholstery	22.05"W 30.31"D 30.7"H	\$510	9.5	25 lbs.
COILNG0102	Lounge Chair, Nocturnal Dark Grey Upholstery				

- Upholstered seat and back available in Nocturnal Light Grey (SML-100) and Nocturnal Dark Grey (SML-101); Black metal frame
- Some assembly required; Seats are attached to the frame with screws
- Ships 1 per box
- **Can be shipped small parcel FedEx Ground for an additional upcharge; see page 15 Residential Delivery.**

Upholstery



Nocturnal Light Grey
SML-100



Nocturnal Dark Grey
SML-101

Metal Finish



Black

BACK



Behl



Model No.	Description	Dimensions	Price	Cubic Feet	Weight
C02LNG0201	Lounge Chair, Elm Charcoal Upholstery, Cinder	29.5"W 33.5"D 27.6"H	\$1,160	13.5	43 lbs.

- Upholstery: Elm Charcoal C7307-4F
- Some assembly required; Legs are attached to the seat with screws.
- Ships 1 per box

Legs



Black Metal

Upholstery



Elm Charcoal
C7307-4F

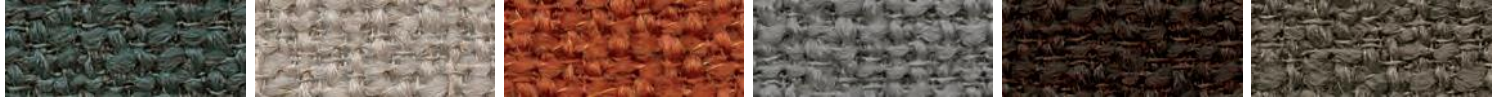
BACK



Chet

Features and Options

Upholstery



Bliss Jade 21201 Bliss Shadow 21202 Bliss Spice 21203 Bliss Wool 21204 Bliss Root 21205 Bliss Hearth 21206




Bliss Ink 21207 Bliss Stream 21208 Bliss Azure 21209 Bliss Icicle 21210 Bliss Slate 21211 Bliss Terra Cotta 21212




Bliss Malbec 21213 Bliss Breeze 21214 Bliss Nautical 21215 Bliss Verdite 21216 Bliss Eclipse 21217 Bliss Cliff 21218



Bliss Raven 21219



Cali Cactus 11601 Cali Beach 11602 Cali Sand 11603 Cali Desert 11604 Cali Sunset 11605 Cali Boardwalk 11606



Cali Pier 11607 Cali Vineyard 11608 Cali Surf 11609 Cali Coast 11610 Cali Boulder 11611

Wood Finishes



Brighton Wood Finish 1M Almond Wood Finish AD Cinder Wood Paint 462

Chet



Model No.	Description	Dimensions	Price	Cubic Feet	Weight
COISOF0101	Sofa, Wood Legs	81"W 38"D 28"H	\$4,284	65.3	150 lbs.
<ul style="list-style-type: none"> • Available in all Cali or Bliss fabrics • Wood legs available in Brighton (IM), Almond (AD), and Cinder (462) • Piping and Button Tufting standard on all models • Some assembly required 					



Model No.	Description	Dimensions	Price	Cubic Feet	Weight
COILNG0301	Lounge Chair, Wood Legs	33"W 38"D 28"H	\$2,009	27.1	90 lbs.
<ul style="list-style-type: none"> • Available in all Cali or Bliss fabrics • Wood legs available in Brighton (IM), Almond (AD), and Cinder (462) • Piping and Button Tufting standard on all models • Some assembly required 					



Model No.	Description	Dimensions	Price	Cubic Feet	Weight
COIOTT0101	Ottoman, Wood Legs	33"W 29"D 17.5"H	\$1,071	12.6	85 lbs.
<ul style="list-style-type: none"> • Available in all Cali or Bliss fabrics • Wood legs available in Brighton (IM), Almond (AD), and Cinder (462) • Piping and Button Tufting standard on all models • Some assembly required 					

BACK



Clarette

Features and Options

Upholstery



Bliss Jade
21201



Bliss Shadow
21202



Bliss Spice
21203



Bliss Wool
21204



Bliss Root
21205



Bliss Hearth
21206



Bliss Ink
21207



Bliss Stream
21208



Bliss Azure
21209



Bliss Icicle
21210



Bliss Slate
21211



Bliss Terra Cotta
21212



Bliss Malbec
21213



Bliss Breeze
21214



Bliss Nautical
21215



Bliss Verdite
21216



Bliss Eclipse
21217



Bliss Cliff
21218



Bliss Raven
21219



Cali Cactus
11601



Cali Beach
11602



Cali Sand
11603



Cali Desert
11604




Cali Sunset
11605




Cali Boardwalk
11606




Cali Pier
11607




Cali Vineyard
11608



Cali Surf
11609



Cali Coast
11610













































Cali Boulder
11611

Clarette

Features and Options

Upholstery

					
Sedona Tumbleweed 22115	Sedona Sierra 22123	Sedona Poppy 22126	Sedona Mirage 22129	Sedona Adobe 22131	Sedona Succulents 22133
					
Sedona Sassafras 22133	Sedona Zest 22134	Sedona Brick Red 22135	Sedona Sunset 22136	Sedona Molten 22137	Sedona Botanical 22138
					
Sedona Midnight 22139	Sedona Paradise 22140	Sedona Sand 22141	Sedona Terra Cotta 22142	Sedona Earth 22143	Sedona Buckskin 22145
					
Sedona Mesa 22147	Sedona Plateau 22151	Sedona Horizon 22157	Sedona Indigo 22162	Sedona Sagebrush 22166	Sedona Fog 22167
					
Sedona Pewter 22168	Sedona Putty 22169	Sedona Storm 22170	Sedona Fawn 22171	Sedona Ochre 22172	Sedona Mahogany 22173
					
Sedona Truffle 22174	Sedona Canyon 22177	Sedona Nighthawk 22185			
					
Vessel Leaf 11501	Vessel Straw 11502	Vessel Sunset 11503	Vessel Berry 11504	Vessel Bark 11505	Vessel Sand 11506
					
Vessel Midnight 11507	Vessel Stormcloud 11508	Vessel Stone 11509	Vessel Coast 11510	Vessel Isle 11511	Vessel Peacock 11512

Glides

STD Hard
C10 Soft (add \$29 list)

Clarette



Model No.	Description	Dimensions	Price	Cubic Feet	Weight
C02LNG0501	Armless 1 Seat Lounge	30"W 33"D 28.5"H	\$1,575	20.1	60 lbs.
• Available in Cali, Bliss, or Vessel, and Sedona Vinyl					



Model No.	Description	Dimensions	Price	Cubic Feet	Weight
C02LNG0601	Right Arm 1 Seat Lounge	39.5"W 33"D 28.5"H	\$1,780	24.9	80 lbs.
• Available in Cali, Bliss, or Vessel, and Sedona Vinyl					



Model No.	Description	Dimensions	Price	Cubic Feet	Weight
C02LNG0701	Left Arm 1 Seat Lounge	39.5"W 33"D 28.5"H	\$1,780	24.9	80 lbs.
• Available in Cali, Bliss, or Vessel, and Sedona Vinyl					



Model No.	Description	Dimensions	Price	Cubic Feet	Weight
C02LNG0801	Arms 1 Seat Lounge	48.5"W 33"D 28.5"H	\$2,050	29.6	95 lbs.
• Available in Cali, Bliss, or Vessel, and Sedona Vinyl					

Clarette



Model No.	Description	Dimensions	Price	Cubic Feet	Weight
C02LNG0901	90 Degree Inside Corner	33"W 33"D 28.5"H	\$1,940	22.3	80 lbs.
<ul style="list-style-type: none"> • Available in Cali, Bliss, or Vessel, and Sedona Vinyl 					



Model No.	Description	Dimensions	Price	Cubic Feet	Weight
C02OTTO101	30"x26" Ottoman	30"W 25.5"D 17"H	\$975	9.2	70 lbs.
C02OTTO201	30"x30" Ottoman	30"W 30"D 17"H	\$1,010	9.5	75 lbs.
<ul style="list-style-type: none"> • Available in Cali, Bliss, or Vessel, and Sedona Vinyl 					



Model No.	Description	Dimensions	Price	Cubic Feet	Weight
C02PIL0101	Lumbar Pillow	27.5"W 10"D 14"H	\$200	1.8	5 lbs.
<ul style="list-style-type: none"> • Available in Cali, Bliss, or Vessel, and Sedona Vinyl 					

Model No.	Description	Dimensions	Price	Cubic Feet	Weight
C02BKT0101	Ganging Bracket Kit		\$85	0.1	1 lbs.
<ul style="list-style-type: none"> • Quantity of 6 (set of 3 pairs) hook and loop "dog bone" shaped brackets • All hardware included • Available in black only 					

BACK



Deker

Features and Options

Polypropylene Shells




Black

Taupe

Dark Grey

Contoured, injection molded polypropylene seat and back.
Colors are specified within each individual model number.

Legs



Clear Wood Finish

Black Metal

Legs vary by model.
Legs are standard within each individual model number as indicated.

- Clear
- Black metal
- Clear finish legs with black metal crossbars

Seats are attached to the frame with screws.
Some assembly required.

Upholstered Shell or Seat Cushion



Elements Smoke

808-12

Upholstered shell or seat cushion, available for some models.

Deker



Model No.	Description	Dimensions	Price	Cubic Feet	Weight
COISDC0101	Upholstered Side Chair	24"W 22.4"D 31.1"H	\$561	5.4	21 lbs.

- Upholstered Shell covering a contoured, injection molded polypropylene seat and back
- Upholstery: Elements Smoke (808-12); Clear finish legs
- Some assembly required; Seats are attached to the frame with screws
- Ships 1 per box
- **Can be shipped small parcel FedEx Ground for an additional upcharge; see page 15 Residential Delivery.**



Model No.	Description	Dimensions	Price	Cubic Feet	Weight
COISDC0102-2	Side Chair, Wood Legs, Black, Pkg. 2	24"W 22.4"D 31.1"H	\$714	5.0	33 lbs.
COISDC0103-2	Side Chair, Wood Legs, Taupe, Pkg. 2				
COISDC0104-2	Side Chair, Wood Legs, Dark Grey, Pkg. 2				
COISDC0102	Side Chair, Wood Legs, Black, Pkg. 1	24"W 22.4"D 31.1"H	\$464	4.8	19 lbs.
COISDC0103	Side Chair, Wood Legs, Taupe, Pkg. 1				
COISDC0104	Side Chair, Wood Legs, Dark Grey, Pkg. 1				

- Contoured, injection molded polypropylene seat and back available in Black, Taupe, and Dark Grey; Clear finish legs
- Some assembly required; Seats are attached to the frame with screws
- Ships 2 or 1 per box
- **Can be shipped small parcel FedEx Ground for an additional upcharge; see page 15 Residential Delivery.**

Deker



Model No.	Description	Dimensions	Price	Cubic Feet	Weight
COISDC0201-2	Side Chair, Metal Legs, Black, Pkg. 2	23"W 22.5"D 31"H	\$585	7.0	37 lbs.
COISDC0202-2	Side Chair, Metal Legs, Taupe, Pkg. 2				
COISDC0203-2	Side Chair, Metal Legs, Dark Grey, Pkg. 2				
COISDC0201	Side Chair, Metal Legs, Black, Pkg. 1	23"W 22.5"D 31"H	\$381	5.6	21 lbs.
COISDC0202	Side Chair, Metal Legs, Taupe, Pkg. 1				
COISDC0203	Side Chair, Metal Legs, Dark Grey, Pkg. 1				

- Contoured, injection molded polypropylene seat and back available in Black, Taupe, and Dark Grey; Black Metal Legs
- Some assembly required: Seats are attached to the frame with screws
- Ships 2 or 1 per box
- **Can be shipped small parcel FedEx Ground for an additional upcharge; see page 15 Residential Delivery.**



Model No.	Description	Dimensions	Price	Cubic Feet	Weight
COISDC0301-2	Side Chair, Black, Removable Cushion, Pkg. 2	23.2"W 22.4"D 30.5"H	\$867	6.1	43 lbs.
COISDC0302-2	Side Chair, Taupe, Removable Cushion, Pkg. 2				
COISDC0303-2	Side Chair, Dark Grey, Removable Cushion, Pkg. 2				
COISDC0301	Side Chair, Black, Removable Cushion, Pkg. 1	23.2"W 22.4"D 30.5"H	\$564	5.0	24 lbs.
COISDC0302	Side Chair, Taupe, Removable Cushion, Pkg. 1				
COISDC0303	Side Chair, Dark Grey, Removable Cushion, Pkg. 1				

- Contoured, injection molded polypropylene seat and back available in Black, Taupe, and Dark Grey
- Upholstered removable seat cushion: Elements Smoke (808-12); Clear finish legs with Black metal cross bars
- Some assembly required: Seats are attached to the frame with screws
- Ships 2 or 1 per box
- **Can be shipped small parcel FedEx Ground for an additional upcharge; see page 15 Residential Delivery.**

BACK



Dora



Model No.	Description	Dimensions	Price	Cubic Feet	Weight
COILNG0201	Lounge Chair, Nocturnal Light Grey Upholstery	30"W 31"D 34"H	\$1,200	18.0	42 lbs.
COILNG0202	Lounge Chair, Nocturnal Dark Grey Upholstery				

- Upholstered Seat and Back available in Nocturnal Light Grey (SML-100) and Nocturnal Dark Grey (SML-101); Black metal frame
- Fully assembled
- Ships 1 per box

Upholstery



Nocturnal Light Grey
SML-100



Nocturnal Dark Grey
SML-101

Metal Finish



Black

BACK



Eliza



Model No.	Description	Dimensions	Price	Cubic Feet	Weight
COISTL0301-2	Barstool, Wood, Pkg. 2	11.4"W 5.13"D 32.3"H	\$816	1.3	24 lbs.

- Clear frame finish with Black metal/Black plastic accents
- Some assembly required
- Ships 2 per box
- **Can be shipped small parcel FedEx Ground for an additional upcharge; see page 15 Residential Delivery.**

Wood Finish



Clear

Plastic Accent



Black

Metal Finish



Black

BACK



Irma



Model No.	Description	Dimensions	Price	Cubic Feet	Weight
COISDC0401	Side Chair, Metal Base, Black	18.5"W 19.5"D 19.7"H	\$334	2.0	15 lbs.
COISDC0402	Side Chair, Metal Base, Off-White				

- Contoured, injection molded polypropylene seat and back available in Black and Off-White; Black metal base
- Some assembly required: Seats are attached to the frame with screws
- Ships 1 per box
- **Can be shipped small parcel FedEx Ground for an additional upcharge; see page 15 Residential Delivery.**




Model No.	Description	Dimensions	Price	Cubic Feet	Weight
COISTL0101	Barstool, Metal Base, Black	19.7"W 19.7"D 29.9"H	\$459	6.7	18 lbs.
COISTL0102	Barstool, Metal Base, Off-White				

- Contoured, injection molded polypropylene seat and back available in Black and Off-White; Black metal base
- Some assembly required: Seats are attached to the frame with screws
- Ships 1 per box
- **Can be shipped small parcel FedEx Ground for an additional upcharge; see page 15 Residential Delivery.**

Polypropylene Shells



Black



Off-White

Metal Finish



Black

Irma



Model No.	Description	Dimensions	Price	Cubic Feet	Weight
COISDC0501	Side Chair, Wood Legs, Cloudy Day Light Grey Upholstery	24"W 23.6"D 22.8"H	\$964	7.5	25 lbs.
COISDC0502	Side Chair, Wood Legs, Cloudy Day Dark Grey Upholstery				

- Upholstered seat and back available in Cloudy Day Light Grey (S-SD32) and Cloudy Day Dark Grey (S-SD35); Clear finish legs
- Some assembly required: Seats are attached to the frame with screws
- Ships 1 per box
- **Can be shipped small parcel FedEx Ground for an additional upcharge; see page 15 Residential Delivery.**



Model No.	Description	Dimensions	Price	Cubic Feet	Weight
COISTL0201	Barstool, Wood Legs, Cloudy Day Light Grey Upholstery	24"W 22.8"D 31.5"H	\$1,199	10.0	25 lbs.
COISTL0202	Barstool, Wood Legs, Cloudy Day Dark Grey Upholstery				

- Upholstered seat and back available in Cloudy Day Light Grey (S-SD32) and Cloudy Day Dark Grey (S-SD35); Clear finish legs
- Some assembly required: Seats are attached to the frame with screws
- Ships 1 per box
- **Can be shipped small parcel FedEx Ground for an additional upcharge; see page 15 Residential Delivery.**

Upholstery



Cloudy Day Light Grey
S-SD32



Cloudy Day Dark Grey
S-SD35

Wood Finish



Clear

Metal Finish



Black

BACK



Laverick



Model No.	Description	Dimensions	Price	Cubic Feet	Weight
C02LNG0302	Lounge Chair, Stellar Dark Grey Upholstery, Natural Finish	29.1"W 33.5"D 29.5"H	\$950	8.9	48 lbs.
C02LNG0304	Lounge Chair, Stellar Light Grey Upholstery, Natural Finish				



- Assembly required
- Can be shipped small parcel FedEx Ground for an additional upcharge; see page 15 Residential Delivery.



Model No.	Description	Dimensions	Price	Cubic Feet	Weight
C02SOF0102	Sofa, Stellar Dark Grey Upholstery, Natural Finish	63.4"W 33.5"D 29.5"H	\$1,675	17.9	93 lbs.
C02SOF0104	Sofa, Stellar Light Grey Upholstery, Natural Finish				



- Assembly required

Wood Frame Finish



Natural

Metal Frame Finish



Black Metal

Upholstery



Stellar Light Grey
X200-6



Stellar Dark Grey
HE282-12

BACK



Milam



Model No.	Description	Dimensions	Price	Cubic Feet	Weight
C02SDC0101	Side Chair, Natural Finish/Natural Seat	24.75"W 20.5"D 29.75"H	\$790	9.0	22 lbs.
C02SDC0102	Side Chair, Black Finish/Black Seat				
C02SDC0103	Side Chair, Black Finish/Natural Seat				

- Fully assembled
- Can be shipped small parcel FedEx Ground for an additional upcharge; see page 15 Residential Delivery.

Wood Finish




Natural



Black

Woven Seat



Natural



Black

BACK



Osrick



Model No.	Description	Dimensions	Price	Cubic Feet	Weight
C02SDC0301-04	Indoor/Outdoor Stacking Chair, White Plastic	16.75"W 18.5"D 31.25"H	\$805	7.0	45 lbs.
C02SDC0302-04	Indoor/Outdoor Stacking Chair, Black Plastic				
C02SDC0303-04	Indoor/Outdoor Stacking Chair, Grey Plastic				

- 4 chairs/pack
- Plastic Stackable Chairs
- Indoor or outdoor use
- **Can be shipped small parcel FedEx Ground for an additional upcharge; see page 15 Residential Delivery.**

Polypropylene Plastic Chair



Black



Dark Grey



White

BACK



Tolliver



Model No.	Description	Dimensions	Price	Cubic Feet	Weight
C02LNG0401	Lounge Chair, Meteor Grey Frame, Cloudy Day Light Grey Upholstery	28.5"W 33.5"D 32.75"H	\$1,765	20.6	82 lbs.
C02LNG0402	Lounge Chair, Meteor Grey Frame, Cloudy Day Dark Grey Upholstery				

- Fully assembled
- Seat Cushion not attached

Upholstery



Cloudy Day Light Grey
S-SD32




Cloudy Day Dark Grey
S-SD35

Backframe and Handrest



Coffee Faux Leather

Leg Frame Finish



Meteor Grey Metal

BACK



Vora



Model No.	Description	Dimensions	Price	Cubic Feet	Weight
C03TSK0101	Mesh Task Chair, Swivel Tilt, Black Mesh, Black Seat	25.375"W 24.75"D 36.75"-41"H	\$499	4.5	26 lbs.
C03TSK0201	Mesh Task Chair, Knee Tilt, Black Mesh, Black Seat	25.375"W 24.75"D 38"-41.5"H	\$584	5.1	30 lbs.

- Ships KD, tool included; some assembly required
- **Can be shipped small parcel FedEx Ground for an additional upcharge; see page 15 Residential Delivery.**

ERGONOMIC FEATURES

- Breathable ventilated mesh back with upholstered padded seat
- 360° swivel with pneumatic lift
- Swivel tilt model allows the seat and back to tilt in unison from a point at the center of the chair to comfortably recline
- Knee tilt model is designed with a pivoting point located near the very front of the seat, resulting in a wide-angle tilt that allows your feet to stay flat on the floor when the chair is tilted backward
- Increase or decrease tension of chair's tilt to match your body weight
- Back can be locked in an upright position to limit recline or be set to recline freely
- Push button height adjustable arms provide 8 positions with a range of 2.75"
- Durable nylon base is a heavy-duty design and features 5 dual wheel casters
- Supports up to 250 lbs.

Upholstery




Black Mesh



Black Fabric

BACK



Cohen



Model No.	Description	Dimensions	Price	Cubic Feet	Weight
COISDT0201	Side Table, Matte Black	20"W 20"D 22.5"H	\$1,122	9.8	67 lbs.
<ul style="list-style-type: none"> • Matte Black metal • Can be shipped small parcel FedEx Ground for an additional upcharge; see page 15 Residential Delivery. 					



Model No.	Description	Dimensions	Price	Cubic Feet	Weight
COISDT0301	Side Table, Matte Black	18"W 18"D 22.5"H	\$1,015	5.6	67 lbs.
<ul style="list-style-type: none"> • Matte Black metal • Can be shipped small parcel FedEx Ground for an additional upcharge; see page 15 Residential Delivery. 					



Model No.	Description	Dimensions	Price	Cubic Feet	Weight
COISDT0401	Side Table, Matte Black	18"W 18"D 22.5"H	\$1,122	9.5	65 lbs.
<ul style="list-style-type: none"> • Can be shipped small parcel FedEx Ground for an additional upcharge; see page 15 Residential Delivery. 					



Model No.	Description	Dimensions	Price	Cubic Feet	Weight
COISDT0501	Side Table, Matte Black	13.75"W 13.75"D 22.5"H	\$1,015	9.2	55 lbs.
<ul style="list-style-type: none"> • Can be shipped small parcel FedEx Ground for an additional upcharge; see page 15 Residential Delivery. 					

Metal Finish



Matte Black

BACK



Holden



Model No.	Description	Dimensions	Price	Cubic Feet	Weight
C02PUL0101	Pull Up Table, Ceramic Top, Cinder	17.3"W 17.3"D 23.2"H	\$425	2.2	24 lbs.

- Can be shipped small parcel FedEx Ground for an additional upcharge; see page 15 Residential Delivery.



Model No.	Description	Dimensions	Price	Cubic Feet	Weight
C02SDT0201	Side Table, Ceramic Top, Gold	13.8"W 19.7"D 21"H	\$475	2.4	20 lbs.
C02SDT0301	Side Table, Ceramic Top, Gold	18"W 18"D 20.75"H	\$500	2.3	22 lbs.

- Some assembly required
- Can be shipped small parcel FedEx Ground for an additional upcharge; see page 15 Residential Delivery.




Ceramic Top



White

Metal Finish



Gold

Pull Up Table Metal Finish



Black

Magazine Holder



Faux Leather

BACK



Kellen



Model No.	Description	Dimensions	Price	Cubic Feet	Weight
C01OCC0201	Nesting Tables, Zebrawood Top, Set of 2		\$1,219	5.2	24 lbs.
	Large Table:	23.5" Dia. 17"H			
	Small Table:	17" Dia. 14"H			

- Set of 2 nesting tables with a Zebrawood design; Black metal frame
- **Can be shipped small parcel FedEx Ground for an additional upcharge; see page 15 Residential Delivery.**

Top



Zebrawood Design

Metal Finish



Black

BACK



Kitner



Model No.	Description	Dimensions	Price	Cubic Feet	Weight
C02MTG0201	Table Rectangle, Natural with White Top	31.5"W 63"D 29.5"H	\$1,150	5.6	49 lbs.

- Some assembly required



Model No.	Description	Dimensions	Price	Cubic Feet	Weight
C02BEN0101	Bench, Natural with White Top	11.75"W 59"D 17.5"H	\$545	2.3	34 lbs.

- Some assembly required
- **Can be shipped small parcel FedEx Ground for an additional upcharge; see page 15 Residential Delivery.**



Model No.	Description	Dimensions	Price	Cubic Feet	Weight
C02MTG0301	Table Square, Natural with White Top	31.5"W 31.5"D 29.5"H	\$925	2.9	36 lbs.

- Some assembly required
- **Can be shipped small parcel FedEx Ground for an additional upcharge; see page 15 Residential Delivery.**



Model No.	Description	Dimensions	Price	Cubic Feet	Weight
C02CON0201	Console Table, Natural with White Top	23.4"W 63"D 29.5"H	\$1,010	4.3	49 lbs.

- Some assembly required
- **Can be shipped small parcel FedEx Ground for an additional upcharge; see page 15 Residential Delivery.**

Laminate Top Color



White

Wood Leg Finish



Natural

BACK



Oser



Model No.	Description	Dimensions	Price	Cubic Feet	Weight
C02SDT0401	Side Table, Walnut, Iron	18"W 18"D 21.5"H	\$675	5.6	24 lbs.
C02COF0201	Side Table, Walnut, Iron	19.5"W 31.5"D 20.75"H	\$700	9.2	24 lbs.
C02SDT0501	Side Table, Walnut, Iron	19.75"W 19.75"D 20.75"H	\$675	6.0	19 lbs.

- Some assembly required
- Can be shipped small parcel FedEx Ground for an additional upcharge; see page 15 Residential Delivery.

Walnut Wood Finish



Leg Finish



Black

Glide Finish



Stainless

BACK



Ridella



Model No.	Description	Dimensions	Price	Cubic Feet	Weight
C03ADJ0101	Height Adjustable Standing Table, Laminate - 48"	24"W 48"D 28"-46.5"H	\$975	7.4	90 lbs.
C03ADJ0102	Height Adjustable Standing Table, Laminate - 48"	24"W 48"D 28"-46.5"H	\$975	7.4	90 lbs.
C03ADJ0201	Height Adjustable Standing Table, Laminate - 60"	24"W 60"D 28"-46.5"H	\$1,010	8.6	93 lbs.

- Base available in Platinum Metallic and 488 Frosty White; Ships in 48 hrs.
- Worksurface available in 1/8" thick TFL with softened rim in 488 Frosty White, 461 Graphite, or 793 Acorn
- Rated for maximum of 154 lbs.
- Some assembly required
- All hardware and electrical included
- This stand is intended for use for electrical height adjustment of a sit-stand workstation commercially or in home environments
- **Can be shipped small parcel FedEx Ground for an additional upcharge; see page 15 Residential Delivery.**

- Base available in Cinder and Platinum Metallic
- Worksurface available in 1/8" thick TFL with softened rim in 488 Frosty White, 461 Graphite, or 793 Acorn
- Rated for maximum of 154 lbs.
- Some assembly required
- All hardware and electrical included
- This stand is intended for use for electrical height adjustment of a sit-stand workstation commercially or in home environments
- **Can be shipped small parcel FedEx Ground for an additional upcharge; see page 15 Residential Delivery.**

SPECS

- One touch button allows for electric up/down adjustment; base adjusts 19" in height
- Editable memory function for high and low (stand and sit) position
- Collision detection system designed to prevent pinching
- Duty cycle: 1 min. on/9 min. off
- AC input: 100-240VAC 3.2-1.5A; 9.8' power cord with 3-prong molded plug; 200W
- ANSI/BIFMA X5.5-2014; UL® listed; CSA® certified

Metal Base



Cinder



Platinum Metallic

Worksurface



Frosty White
488



Graphite
461



Acorn
793

BACK



Seraphina



Model No.	Description	Dimensions	Price	Cubic Feet	Weight
C02DNG0101	Table, White Ceramic Top, Cinder	35.4"W 63"D 29.5"H	\$1,650	15.9	173 lbs.
C02DNG0102	Table, Walnut Top, Cinder	35.4"W 63"D 29.5"H	\$1,650	11.3	156 lbs.
C02DNG0103	Table, Brown Ceramic Top, Cinder	35.4"W 63"D 29.2"H	\$1,650	15.9	173 lbs.

- Some assembly required
- Ceramic Tops are high gloss

Top Finish



Walnut Wood



White Ceramic



Brown Ceramic

Legs



Black Metal

BACK



Shawn



Model No.	Description	Dimensions	Price	Cubic Feet	Weight
C02SDT0602	Side Table, Natural Top, White Base	20"W 20"D 21"H	\$575	3.6	17 lbs.

- Assembly required
- Can be shipped small parcel FedEx Ground for an additional upcharge; see page 15 Residential Delivery.

Top Finish



Natural Wood

Base Finish



High Gloss White Metal

BACK



Siren



Model No.	Description	Dimensions	Price	Cubic Feet	Weight
COISDT0101	Side Table, Black	16.25"W 16.25"D 17.75"H	\$434	3.1	25 lbs.

- Matte Black metal
- Can be shipped small parcel FedEx Ground for an additional upcharge; see page 15 Residential Delivery.

Metal Finish



Matte Black

BACK



Taron



Model No.	Description	Dimensions	Price	Cubic Feet	Weight
C01OCC0101	Layering Tables, Set of 3		\$1,219	4.2	54 lbs.
	Large Table:	35.4" Dia. 11.2"H			
	Medium Table:	19.7" Dia. 18.9"H			
	Small Table:	19.7" Dia. 14.96"H			

- Set of 3 layering tables with a Walnut wood top and Black metal frame
- Some assembly required
- **Can be shipped small parcel FedEx Ground for an additional upcharge; see page 15 Residential Delivery.**

Wood Finish



Walnut

Metal Finish



Black

BACK



Brutus



Model No.	Description	Dimensions	Price	Cubic Feet	Weight
C02BKC0101	Bookcase, Natural	47.25"W 14.3"D 73"H	\$860	4.8	86 lbs.
C02BKC0102	Bookcase, Black				

- 2 boxes/unit
- Assembly required
- Can be shipped small parcel FedEx Ground for an additional upcharge; see page 15 Residential Delivery.

Wood Finish



Natural



Black

BACK



Xanthe



Model No.	Description	Dimensions	Price	Cubic Feet	Weight
C02SDT0101	Side Table, Ceramic Top, Espresso Chassis, Walnut Front	19.7"W 15.75"D 17.72"H	\$495	4.3	36 lbs.

- Assembly required
- **Can be shipped small parcel FedEx Ground for an additional upcharge; see page 15 Residential Delivery.**



Model No.	Description	Dimensions	Price	Cubic Feet	Weight
C02COF0101	Coffee Table, Ceramic Top, Espresso Chassis, Walnut Front	43.3"W 23.6"D 17.13"H	\$920	9.8	81 lbs.

- Assembly required
- **Can be shipped small parcel FedEx Ground for an additional upcharge; see page 15 Residential Delivery.**



Model No.	Description	Dimensions	Price	Cubic Feet	Weight
C02MDC0101	Side Board, Ceramic Top, Espresso Chassis, Walnut Front	59"W 17.75"D 22.83"H	\$1,300	14.5	111 lbs.


- Assembly required
- Glass Shelf
- Cord management in back of unit

Chassis Finish



Graphite Laminate

Ceramic Top



White

Drawer Front



Walnut Wood Finish

Leg Finish



Black Metal

BACK



Dean



Model No.	Description	Dimensions	Price	Cubic Feet	Weight
C03ELE0101	Power Center, Black	4"W 2.5"D 2"H	\$297	0.2	5 lbs.
C03ELE0102	Power Center, White				

DEAN POWER CENTER

- Mounts to the edge of a worksurface with no table cut outs or installation required
- Adjusts to worksurface thickness up to 24"
- Molded plastic faceplate with an anodized aluminum housing
- Available in black and white
- Spill-proof
- 6' power cord with 3-prong molded plug (15 amp)
- UL Listed
- Available with 1 power, 1 dual USB-A dual port
- **Can be shipped small parcel FedEx Ground for an additional upcharge; see page 15 Residential Delivery.**

BACK





Model No.	Description	Dimensions	Price	Cubic Feet	Weight
C03MAT0101	Anti-Fatigue Standing Mat	28"W 26"D 3"H	\$140	4.4	10 lbs.

- **CUSHIONED COMFORT:** Standing for long periods of time can stress your joints and cause serious pain; our padded mat encourages active movement and stretching for all day comfort at any standup desk
- **FULL BODY BENEFITS:** This ergonomically designed anti fatigue mat takes stress off your hips, feet and back while helping to stimulate blood circulation and increase concentration and productivity
- **3D FEATURES:** Unlike flat stand up desk mats that are too thin, our mats feature mini massaging balls, raised edges and a sloped ramp to help you stretch and massage your feet and calves while you work
- **THICK AND DURABLE:** Our standing pad is made from thick, shock absorbent polyurethane foam that won't wear out or flatten over time; the non-toxic, phthalate-free material easily wipes clean when dirty
- **LARGE SIZE:** The non slip mat stays perfectly in place while you move and measures 25.6"W x 27.6"D x 3"H to offer ample standing room and allow for a variety of stances and dynamic stretches
- **Can be shipped small parcel FedEx Ground for an additional upcharge; see page 15 Residential Delivery.**

BACK



Vernita



Model No.	Description	Dimensions	Price	Cubic Feet	Weight
C02PLN0101	Indoor/Outdoor Planter, Large, Black	10"W 24"D 35.25"H	\$440	4.7	15 lbs.
C02PLN0201	Indoor/Outdoor Planter, Medium, Black	10"W 24"D 29.5"H	\$360	3.8	15 lbs.
C02PLN0301	Indoor/Outdoor Planter, Small, Black	10"W 24"D 23.75"H	\$255	2.9	10 lbs.

- Add drain holes for outdoor use
- Some assembly required
- **Can be shipped small parcel FedEx Ground for an additional upcharge; see page 15 Residential Delivery.**

Metal Finish



Black

BACK



Willow



Model No.	Description	Dimensions	Price	Cubic Feet	Weight
C03ELE0201	Charging Hub, Walnut with black braided cord	3.9"W 3.8"D 2.3"H	\$318	0.2	5 lbs.
C03ELE0202	Charging Hub, Black with black braided cord				

WILLOW

- Set on surface
- Available in Walnut with a Black cord or Black with a Black cord
- Includes a 108" cord
- Available with 1 power, 1 USB-A
- Tamper resistant
- UL listed
- **Can be shipped small parcel FedEx Ground for an additional upcharge; see page 15 Residential Delivery.**

Wood Finish



Walnut



Black